













Student Name \_\_\_\_\_













## 2022-2023 Elementary Flexible Learning Day (FLD) Choice Board

**K-5th:** The purpose of FLD is to provide students with time to participate in experiences outside the classroom. This is one more way to fulfill our Hanover Promise of being: Empowered Learners (EL), Responsible Citizens (RC), Globally Engaged Communicators (GEC), and Resilient Individuals (RI). Select at least 2 experiences and complete those activities. Then, shade in the box “Did I learn this today?” if your student met the learning goal.

1: History Alive (EL/GC)	2: Gamify Math (EL)	3: My “How To” (EL)	4: Let’s Get STEM-y (GEC)
<p>Seek out and acquire knowledge on a piece of history. Visit a local historical site, interview a family member who lived through a historical time, or research a period in history that fascinates YOU! Then, write something to bring that history to life! It could be a story through the eyes of your relative, a poem that captures your feelings as you visited a location, or a piece of music. Your writing should be factual, but fun for someone to read now.</p>	<p>Create a new game to practice your basic math facts. Be sure to include directions and create anything you will need to play. You can try playing the game with a friend, family member or parent.</p>	<p>Do you have a favorite activity, sport, book, or a location that you think about often and enjoy? How could you share that excitement with a friend or teach the skill to someone new?</p> <p>Decide the important parts to teach and write or draw “<b>How To</b>” instructions so someone else can enjoy your choice.</p>	<p>Think about your environment outside of where you live. Do you see a flower or a flowering plant? Or, last season do you remember seeing a flower or flowering plant outside where you live? Using household supplies, create a 3D model of that flower/plant. Label the parts of the flower/plant. Explain to someone in your family how each part works. Visit <a href="http://bit.ly/FLDplants">http://bit.ly/FLDplants</a> to learn a little more about plants!</p>
<p><b>What am I learning?</b>  I am learning ways to communicate historical facts through engaging writing.</p>	<p><b>What am I learning?</b>  I am learning to practice my basic math facts in a creative way.</p>	<p><b>What am I learning?</b>  I am learning to show what I know and share it in different ways.</p>	<p><b>What am I learning?</b>  I am learning to label the parts of a flower/plant and explain how each part works.</p>
<p><b>Why am I doing this?</b>  Turning past experiences into texts for today’s audience is how books, movies and music can be created.</p>	<p><b>Why am I doing this?</b>  Using math facts is a daily part of life and an important part of helping me solve real world problems.</p>	<p><b>Why am I doing this?</b>  Sharing what I know helps people know more about me. It also shows me what I can do.</p>	<p><b>Why am I doing this?</b>  Learning about living things in my environment helps me to understand how each part of a living thing plays an important role in helping it live and grow.</p>
<p><b>Did I learn this today?</b>  I took information from my historical adventure and wrote something my peers would enjoy reading.</p>	<p><b>Did I learn this today?</b>  I made a basic math fact game to practice math facts and collaborate with others.</p>	<p><b>Did I learn this today?</b>  I created “How To” instructions to share something I care about.</p>	<p><b>Did I learn this today?</b>  I explained to a family member how each part of a flower/plant works.</p>

Student Name \_\_\_\_\_

## 2022-2023 Elementary Flexible Learning Day (FLD) Choice Board

5: Sensory Walk (RI)	6: Dream of Your Future (RC)	7: WILD Card! (EL)	8: Explore Your Community (RC)
<p>Take a walk (indoors or outside) around your home or a place in the community. Use your five senses to notice what is going on around you as you walk. Connect with your senses by searching for 5 items. Collect an object that:</p> <ul style="list-style-type: none"> <li>-is a calming color or pattern</li> <li>-has a seasonal smell</li> <li>-is soft in texture</li> <li>-makes a soothing sound</li> <li>-is the color of your favorite food</li> </ul> <p>Then, compile these items into a final product (like a photograph, collage, or drawing) that you can use later as a reminder of this calming strategy.</p>	<p>Imagine that it is the year 2042. Calculate how old you will be. Brainstorm what you hope for yourself. What are your dreams and goals? Describe the skills that you hope to have learned. What will you value or be interested in that brings meaning to your personal and professional life? You decide how you want to share your thoughts with others. Some ideas are to: create a vision board with pictures and words, record a video, or write a story to/about your future self.</p>	<p>Totally Wild Card! You choose! Investigate something totally new, or dig deeper into something you care about. This is your time to explore, to free-build, to free-draw, to write, to dance, to sing! Whatever choice you make, have fun, think big, and be prepared to share your experience when you return to school. This is a great choice for learners who may be spending the day away from home.</p>	<p>Discover new activities within your community! Type or click this link for more information:  <a href="http://bit.ly/HCPSELDcommunity">http://bit.ly/HCPSELDcommunity</a>  <b>HCPSELD Family Engagement &amp; Welcome Center:</b> Bring a pair of socks and enjoy activities like creating a sock puppet. You can receive a new pair of socks, too! Addresses located in the link above.  <b>Ashland Theatre:</b> Visit the website link above to learn more about a movie you can attend!  <b>Pamunkey Regional Libraries:</b> Visit one of our local libraries or learn more on their website listed on the link above.</p>
<p><b>What am I learning?</b> </p> <p>I am learning to use mindfulness and self-awareness to cope with my feelings and thoughts.</p>	<p><b>What am I learning?</b> </p> <p>I am learning to balance personal and professional aspirations.</p>	<p><b>What am I learning?</b> </p> <p>I am learning to choose opportunities to help me learn in a new way.</p>	<p><b>What am I learning?</b> </p> <p>I am learning about opportunities available in my community that might be new to me.</p>
<p><b>Why am I doing this?</b> </p> <p>Paying attention to my five senses helps me manage my emotions.</p>	<p><b>Why am I doing this?</b> </p> <p>Imagining my future allows me to set goals for myself now and as I continue to grow.</p>	<p><b>Why am I doing this?</b> </p> <p>Choosing my own activity allows me to learn in a way that works best for me.</p>	<p><b>Why am I doing this?</b> </p> <p>Visiting new places in my community helps me better understand my role as a citizen.</p>
<p><b>Did I learn this today?</b> </p> <p>I walked around, collected objects, and practiced a coping strategy that I can also use later to manage my emotions.</p>	<p><b>Did I learn this today?</b> </p> <p>I thought about my future and chose a way to share my dreams with others.</p>	<p><b>Did I learn this today?</b> </p> <p>I chose an experience to learn something new or extend my learning.</p>	<p><b>Did I learn this today?</b> </p> <p>I visited and explored a local organization on Flexible Learning Day.</p>